


ALUMA *Craft*




THE *Top-Flite Line*
FOR FIFTY-NINE

ALUMA CRAFT BOAT COMPANY

1515 Central Avenue N.E. • Minneapolis 13, Minnesota

Cruiseabout 19 footer



ALUMA
Craft

This luxurious runabout has a spacious cockpit with flat flooring. Handy storage compartments are provided under side decks and seats, and a big, roomy rope locker under the forward deck. The exceptionally beautiful Erich Swenson designed hull is fast, stable, safe and seaworthy. Standard equipment includes steering, running lights, flag staffs and mooring bit. Optional equipment includes convertible top and wrap-around windshield. Is 78" wide amidships, with an average depth of over 32". 73" wide transom easily accommodates two large motors. OBC rated for 120 horsepower.



See pages 22 and 23 for specifications.

Queen Sixteen 16 footer

1959



This new sixteen footer is a beautiful, fast, pleasurable, easy riding runabout for family cruising; smooth, safe water skiing and of course, is completely suitable for fishing on practically all inland and coastal waters. With a generous 73" midship beam, 68" transom and an average depth of 32", the Queen Sixteen is OBC certified and will handle motors up to 80 horsepower. It has bright, attractive, spring-filled, automotive-type upholstery and a streamlined forward deck. Optional hull color combinations come in your choice of red, blue, black, and white which can be set off by optional polished gunwales. Walk-through back-rests provide easy access to the plywood floored deck of the cockpit where yacht chairs can be conveniently arranged. Accessories and equipment shown, but not mentioned above, are optional.

ALUMA
Craft




See pages 22 and 23 for specifications.

Queen Merrie 18 footer

1959




Designed to give the entire family the opportunity to go boating, cruising, and water skiing together. This beautiful hull has a fine bow line, full length spray rails and long forward deck to make it exceptionally dry in rough water. Optional bunks under forward deck and large storage compartments under forward seats. With a 73" midship beam, 68" transom and an average depth of over 31", it is big and roomy. It has plywood floor decking. Special optional jump seats behind forward seat enable passengers to face toward the stern for comfort and trolling. The Queen Merrie weighs only 567 pounds making it easy to handle on a regular trailer. Has 20" Aqueduct transom and is OBC rated for 90 horsepower. Painting, polished gunwales and the equipment shown are all optional.



See pages 22 and 23 for specifications.

Deep C 15 footer

1959



The Deep C is a big, rugged, fifteen footer built for big water use. Very stable, safe and strong. Average depth from stem to stern is approximately 27" and beam amidships is over five feet. OBC certified for 60 horsepower. Owners using motors over 35 horsepower should specify the 20" transom in place of the standard 15". Aluma Craft's exclusive patented Aqueduct transom adds extra strength. Available in natural satin finish aluminum or one of three attractive optional color combinations. Top, windshield, backrests and steering are optional equipment.

NOTE: The Open C (not shown) has exactly the same hull, but is completely open with 4 seats and no forward deck. Makes an excellent big water fishing or utility boat.



See pages 22 and 23 for specifications.

ALUMA
Craft

Flying C 15 foot runabout

1595.00
new



ALUMA
Craft

Note the extra long, racy forward deck, the walk-through center deck and Aqueduct transom. Upholstery is of automotive type, inner spring construction that gives you a smooth, soft, relaxing ride. From its gleaming satin finished gunwales to its heavy, extruded keel, the Flying C is extra strong, extra rugged and exceptionally stable in rough going. This big, wide, deep model is OBC rated for 60 horsepower. Owners using motors over 35 horsepower should specify the 20" transom in place of the standard 15". Rides beautifully at all speeds. A truly luxurious boat for those who want the best. Ask your dealer about optional color combinations. Windshield, lights, and steering optional.




See pages 22 and 23 for specifications.

Flying D 14 foot runabout




ALUMA
Craft

This most attractive runabout has a long, streamlined forward deck over a fine flaring bow that turns down bow sprays. Combines exceptional appearance with smooth riding performance. OBC certified for 35 horsepower, the Flying D is popular with water skiing enthusiasts as well as those who enjoy pleasure cruising. With a 55½" beam and 22" depth amidships, the Flying D is steady, stable and safe at high speeds. The double cockpit, with walk-through center deck, provides a spaciousness and convenience usually found only in larger boats. Painting, windshield, lights, and steering are optional.



See pages 22 and 23 for specifications.

model **A** 14 footer



ALUMA
Craft


Long a favorite with the boating public, the 14 foot Model A is popular as an all-around family fishing boat. OBC certified for 12 horsepower, the Model A also provides desirable features for family cruising. Weighing only 130 pounds, it is easily trailered or car-topped. Handles well around beach and dock. Rows easily. Stable and safe with its 49" beam. If you want a good boat to use with moderate power, this is it. A forward deck may be ordered as optional equipment.

Model AL; same as Model A except has wood seats with built-in polystyrene flotation.



See pages 22 and 23 for specifications.

model **E** 12 footer



ALUMA
Craft


Probably this Aluma Craft has more uses than any other model. Weighing only 115 pounds, it is ideal for car-topping from lake to lake or river to river. Camouflaged, it makes a nice, steady, square-sterned hunting boat. Stable and steady with a 49" beam and a 43" transom, it is OBC certified for 12 horsepower. Smooth riding, an excellent fishing boat with lots of leg and tackle box room. Light, strong, and sturdy for years of carefree fun. Easy to handle and easy to store.

Model EL; same as Model E except has wood seats with built-in polystyrene flotation.



See pages 22 and 23 for specifications.

model **F** 14 footer



ALUMA
Craft

Our second most popular model. An all-purpose family and lake cottage boat for those who use intermediate power up to 20 horsepower. Erich Swenson designed, with a fine flaring bow to turn down spray and bow waves, making this a nice dry boat in rough going. With a 54" beam and a 52" transom, this fourteen footer makes an excellent fishing boat. Plans easily for fast going. A very popular model with resort owners and rental operators. Available in natural satin finish aluminum and three optional color combinations. Forward deck, control deck and steering wheel are available as optional equipment.



See pages 22 and 23 for specifications.

model **FL** 14 footer




The FL shown is the leader of the new, low-priced "L" series models which include the AL, EL, FDL, KL and RBL. Construction costs of all "L" series models have been lowered by using wood seats and built-in polystyrene flotation, so that they may be purchased at a substantial savings. Extrusions and fittings are of same weight, design and quality as regular Aluma Craft. Hull design and construction of all "L" series boats are the same as standard line, except Model FL has slightly fuller bow and has transverse ribs and stiffeners. Excellent boats for resorts, rental operators, and camps; as well as for cottage owners and fishermen.



See pages 22 and 23 for specifications.

model **FD** 14 footer



ALUMA
Craft

The Model FD is our most popular combination model for fishing, water skiing and cruising. Wide and deep with a midship beam of over 55½" and a depth of 22", this is a safe, stable boat for both family and sport use. OBC certified for 35 horsepower, it planes beautifully, rides smoothly in rough going and is exceptionally fast. Has Aluma Craft's exclusive patented Aqueduct transom. For an all-purpose boat we suggest you consider the FD. Thousands of satisfied owners testify to its excellent performance. The forward deck shown is optional equipment. Available in natural satin finish aluminum and three optional color combinations. Optional walk-through deck available.



See pages 22 and 23 for specifications.

model **FDL** 14 footer

1959




ALUMA
Craft

Answering a popular demand, Aluma Craft has just introduced for 1959, its new Model FDL, designed for the fisherman who wants a deep, wide, steady, economical family fishing boat of lighter construction and of moderate price. While lighter than the regular Model FD, this boat is strongly and sturdily built for years of service. It is OBC certified for motors up to 22 horsepower and 665 pounds load capacity. The FDL, weighing only 180 pounds, is light, easily trailered or car-topped and is very easy to row and handle around the dock. It has wood seats and expanded polystyrene flotation.



See pages 22 and 23 for specifications.

model **K** 16 footer



ALUMA
Craft

This 16 footer is big, spacious, steady and stable. OBC certified for 35 horsepower. Almost five feet wide amidship, with a 52" wide Aqueduct transom. A good boat for larger waters. Very fast with larger motors. Can be equipped with optional forward deck, center deck and steering wheel to make a racy-looking runabout. Its proven performance in rugged going has made it popular with Lake of the Woods guides and camp owners. Available in natural satin finish aluminum or one of the three optional color combinations.

Model KL; same as Model K except has wood seats with built-in polystyrene flotation and has a standard transom.



See pages 22 and 23 for specifications.




ALUMA
Craft

This is the fastest Aluma Craft. It competes favorably with special racing runabouts. OBC certified for 18 horsepower. Provides more speed with less horsepower. An ideal boat for use where speed thrills are desired and permissible. Very steady, has a 54" beam and a 52" transom and is less than 12 feet long. Built for speed yet makes a comfortable, stable fishing boat. Racy and attractive in natural satin finish aluminum or any of the three optional color combinations. Center deck and steering are optional.



See pages 22 and 23 for specifications.

model **RB** 12 footer



ALUMA
Craft

Exactly the same hull and lines as the exciting Model R except the RB has no forward deck. Provides plenty of leg and tackle box room for fishing. Three seats give maximum usable space. Just as fast as the Model R, it makes a speedy craft for getting to fishing spots in a hurry. Not quite 12 feet long, this boat weighs only 130 pounds and is easily car-topped or trailered. Excellent for those who want a comfortable family boat plus speed. OBC certified for 18 horsepower. Available in natural satin finish aluminum or three optional color combinations.

Model RBL; same as Model RB except has wood seats with built-in polystyrene flotation.



See pages 22 and 23 for specifications.



THE *Top-Flite Line*
FOR FIFTY-NINE

Life with your Alumina Craft can mean the quick, eager, smooth response of superior performance based on sound design . . . it can mean the cruises you make, the fish you catch, the days, months, and years of fun it brings you . . . it can mean the long, carefree, trouble-free life that is built right into each Alumina Craft that makes them so pleasurable to own and so economical to operate.

The Aluma Craft line for Fifty-nine is full of new, lively models and wanted favorites . . . from the big, flashing Queens to the smallest canoe. From the Aluma Craft Top-Flite line for Fifty-nine, you can choose the correct combination of length, beam, depth and the features that will bring the greatest boating pleasures into your life.

Copyright, 1959 Printed in USA

SOLD BY:



Wentworth
Hague
Hague

Warranted

IN WRITING

Each Alumina Craft boat or canoe is warranted for a period of nine years against defects, in accordance with the written guarantee attached to each craft sold by its authorized dealers.

Each is individually warranted to be of high quality, as described, and free from defects in material or workmanship. Any Aluma Craft found to be defective, within the time and under the terms in the warranty affixed to each craft will, upon prepaid return to the factory, be repaired in accordance therewith.

Each Alumina Craft boat or canoe is fully tested for quality of materials, workmanship and construction before leaving the factory.

MODEL RB	CO-15	C-15	CO-17	C-17	DUCKER	RETRIEVER	MODEL AL	MODEL EL	MODEL FL	MODEL FDL	MODEL KL	MODEL RBL	SPECIFICATIONS
11'7"	15'	15'	17'	17'	12'	12'3"	13'7"	12'	13'9"	13'9"	15'10"	11'7"	Length overall
54"	37¼"	37¼"	37¼"	37¼"	42"	42"	49"	49"	54"	54"	56"	54"	Width amidships
52"	—	—	—	—	—	14"	43"	43"	52"	52"	52"	52"	Width at transom
24"	22"	22"	22"	22"	12"	16"	24"	24"	24"	27"	26"	24"	Depth forward
18"	13¼"	13¼"	13¼"	13¼"	12"	12"	18"	18"	19"	21"	21"	18"	Depth amidships
17"	18"	22"	18"	22"	12"	16"	17"	17"	17"	20"	20"	17"	Depth at stern
—	—	—	—	—	7'	—	—	—	—	—	—	—	Cockpit length
15"	17"	—	17"	—	—	15"	15"	15"	15"	15"	15"	15"	Transom depth for motor
—	—	—	—	—	—	—	—	—	—	—	—	—	Aqueduct transom
Yes	Yes	Yes	Yes	Yes	Yes	Yes	Yes	Yes	Yes	Yes	Yes	Yes	Safety flotation
Full length	—	—	—	—	—	⅓ length	Full length	Full length	Full length	Full length	Full length	Full length	Splash rails
Round	Round	Round	Round	Round	Round	Round	Round	Round	Round	Round	Round	Round	Bottom design
130 lbs.	82 lbs.	77 lbs.	88 lbs.	82 lbs.	67 lbs.	77 lbs.	146 lbs.	125 lbs.	159 lbs.	180 lbs.	205 lbs.	138 lbs.	Weight
18 h.p.	3 h.p.	—	3 h.p.	—	—	3 h.p.	10 h.p.	10 h.p.	16 h.p.	22 h.p.	22 h.p.	16 h.p.	*OBC approved for out-board motors up to
560 lbs.	403 lbs.	435 lbs.	476 lbs.	508 lbs.	350 lbs.	358 lbs.	546 lbs.	406 lbs.	600 lbs.	665 lbs.	800 lbs.	414 lbs.	**OBC load capacity
—	—	—	—	—	—	—	—	—	Yes	—	—	—	Windshield available
—	—	—	—	—	—	—	—	—	—	—	—	—	Convertible top available


CO-15 canoe



ALUMA
Craft


With more than a three foot beam and with fullness carried well forward and aft, the CO-15 has the carrying capacity of most 17 footers. A light 82 pounds, it portages easily. Very stable and easy to paddle. Has positive polystyrene flotation. A nice lake canoe, yet popular for wilderness trips. Has heavy extruded keel and stem to protect against rock and shore abrasion. Note fantail design for center mounting of motor. Hull below waterline exactly same as double-enders for easy forward and backward paddling.

See pages 22 and 23 for specifications.



C-15 CANOE—The same basic hull as the CO-15 except is full double-ender. Very fine cottage, camp and lake canoe. Widely used for camping and wilderness trips. Has same carrying capacity as most 17 footers. Full bodied design makes it exceptionally stable and safe. Weighs only 77 pounds.

The Ducker



ALUMA
Craft


Gaining in popularity every year, we believe the Aluma Craft Ducker is America's number one duck boat. Weighs only 67 pounds. Draws only 3" with two adults. Has all features. Double, through-deck push pole holes. Blind loops, self-draining decks. Silent oar locks. Convenient carrying handles. Rugged, strong. Never dries out and leaks. Will break ice without damage. Stable, steady and safe for two hunters and a dog. Motor bracket available. Comes fully camouflaged and is easily hidden. First choice of thousands of hunters.



Retriever—Open model with same hull as Ducker. Has fantail mount for motors up to 3 horsepower. Recommended for use on small sheltered water. Very easy to row. See specifications.

See pages 22 and 23 for specifications.

C-17 canoe



ALUMA
Craft

Probably America's most stable and safe canoe. Fullness is carried to both bow and stern so this 17 footer has carrying capacity of most 18 footers. A favorite model for both boy's and girl's camps and the choice of experienced voyagers on extended canoe trips. Weighs only 88 pounds, has a midship beam of $37\frac{1}{4}$ " and paddles easily. Extra thick extruded keel and stem provide extra protection against wear and abrasion. Polystyrene provides positive flotation.

See pages 22 and 23 for specifications.




CO-17 CANOE—Has fantail for center mounting motor and a stern seat for operating. Paddles easily forward and backward as hull below waterline is same as regular double-ender.

Only




HAS ALL THESE EXTRA VALUES



**SELF-BAILING
AQUEDUCT TRANSOM***

Adds tremendous strength where strength is needed. Will handle forward and backward thrust of most powerful motors. Used on all Aluma Craft that are OBC certified for more than 20 horsepower. Collects and discharges overboard, gasoline and motor oil which otherwise may collect in hull. A patented exclusive Aluma Craft feature. *U.S. Patent #2,660,142



FLOTATION

All Aluma Craft are provided with either expanded polystyrene or sealed aluminum air chambers. See specifications for OBC maximum load capacities.




STANDARD TRANSOM

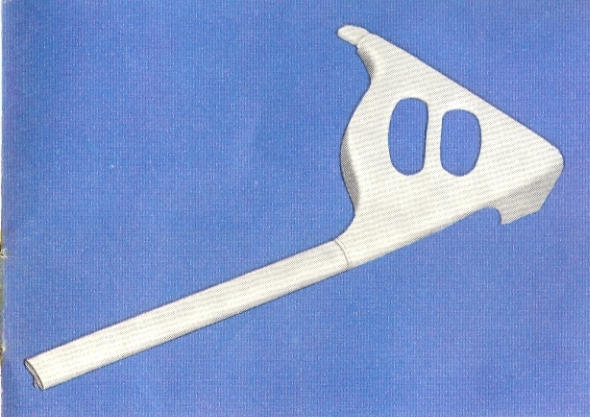
An extra strong transom for Aluma Craft which are OBC certified for 20 horsepower or less. Very strong. We have never had a transom failure. Light and streamlined for beauty.



EXTRUDED KEELS

Every Aluma Craft model features this extra thick extruded keel that provides a full $\frac{1}{4}$ " thick protection against beach and stone abrasion. No Aluma Craft keel has ever worn through.





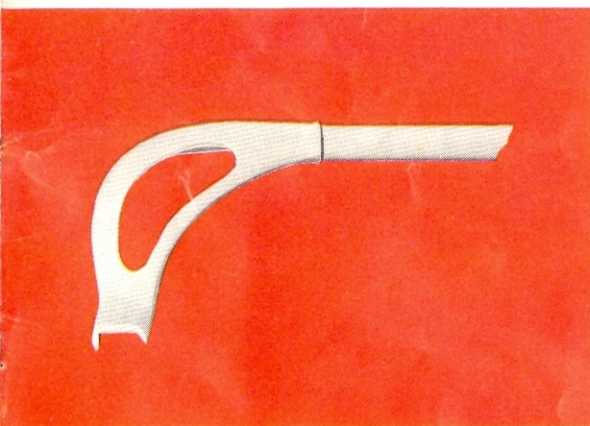

BOW CASTING

Incorporates great strength by interlocking with gunwales. Streamlined design includes non-protruding carrying handle on most models.



SPLASH RAILS AND GUNWALES

Both are extra thick extrusions. Gunwale interlocks with bow and stern castings. Splash rails add extra strength and will withstand heavy blows.





STERN CASTINGS

Interlocks with gunwales and transom for extra strength and stiffness. Streamlined design includes convenient carrying handles on most models.




LONGITUDINAL KEELSONS AND TRANSVERSE STIFFENERS

Used in the F, FD, Flying D and "C" series to provide extra stiffness, rigidity, and strength and permit free drainage of rain or casual water from bow to stern. Transom drains are provided on these models and on Cruiseabout, Queen Merrie and Queen Sixteen.



Colors



Aluma Craft's rub and chip resistant colors are applied only after the surface is especially prepared and prime coated. All colors are highest quality and fade resistant. Allow 10 days for factory color finishing.

SPECIFICATIONS

	CRUISE- ABOUT	QUEEN MERRIE	QUEEN SIXTEEN	FLYING C	FLYING D	DEEP C	OPEN C	MODEL A	MODEL E	MODEL F	MODEL FD	MODEL K	MODEL R
Length overall	19'2"	18'	16'	15'	14'	15'	15'	13'7"	12'	13'11"	14'	15'10"	11'7"
Width amidships	78"	73"	73"	62"	55½"	62"	62"	49"	49"	54"	55½"	56"	54"
Width at transom	73"	68"	68"	58"	52"	58"	58"	43"	43"	52"	52"	52"	52"
Depth forward	42"	36"	36"	29"	27"	29"	29"	24"	24"	24"	27"	26"	24"
Depth amidships	37"	31"	32"	25"	22"	25"	25"	18"	18"	19"	22"	21"	18"
Depth at stern	28"	27"	27"	23"	20"	23"	23"	17"	17"	17"	20"	20"	17"
Cockpit length	12'9"	11'5"	10'8"	—	—	—	—	—	—	—	—	—	—
Transom depth for motor	20"	20"	20"	15" or 20"	15"	15" or 20"	15" or 20"	15"	15"	15"	15"	15"	15"
Aqueduct transom	Yes	Yes	Yes	Yes	Yes	Yes	Yes	—	—	—	Yes	Yes	—
Safety flotation	Yes	Yes	Yes	Yes	Yes	Yes	Yes	Yes	Yes	Yes	Yes	Yes	Yes
Splash rails	9'	Full length	Full length	Full length	Full length	Full length	Full length	Full length	Full length	Full length	Full length	Full length	Full length
Bottom design	Round	Round	Round	Round	Round	Round	Round	Round	Round	Round	Round	Round	Round
Weight	695 lbs.	567 lbs.	530 lbs.	415 lbs.	272 lbs.	276 lbs.	259 lbs.	130 lbs.	115 lbs.	175 lbs.	204 lbs.	208 lbs.	139 lbs.
*OBC approved for out- board motors up to	120 h.p.	90 h.p.	80 h.p.	60 h.p.	35 h.p.	60 h.p.	40 h.p.	12 h.p.	12 h.p.	20 h.p.	35 h.p.	35 h.p.	18 h.p.
**OBC load capacity	1575 lbs.	1433 lbs.	1274 lbs.	921 lbs.	725 lbs.	921 lbs.	963 lbs.	589 lbs.	482 lbs.	667 lbs.	725 lbs.	849 lbs.	560 lbs.
Windshield available	Yes	Yes	Yes	Yes	Yes	Yes	—	—	—	Yes	Yes	Yes	Yes
Convertible top available	Yes	Yes	Yes	Yes	—	Yes	—	—	—	—	—	—	—

* Determined by Outboard Boating Club of America

** Live weight in pounds over and above weight of motor